KURODA Customized Ground Ball Screw:GD Series(Accuracy grade C0-C10)

Deflector Method Single Nut

Screw shaft diameter Ø25-Ø50

(Unit:mm)

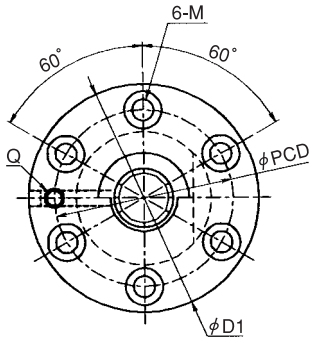

Flange type C

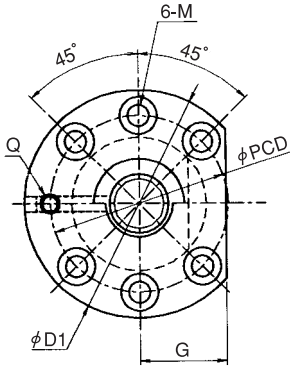

Flange type D

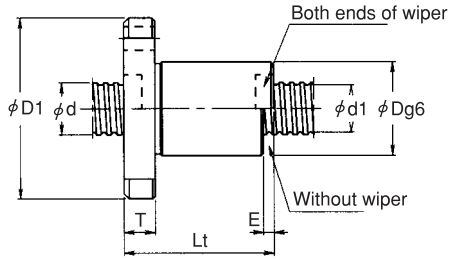

Model No.	Screw shaft diameter d	Lead L	Ball diameter Db	Root diameter d1	Number of circuits TurnXCircuit	Basic dynamic load rating C (N)	Basic static load rating C0 (N)	Rigidity KNS (N/μm)	Nut dimensions												
									Outer diameter D	Overall length Lt	Wiper	Without wiper E	Flange dimensions					Mounting hole			
													Thickness T	Outer diameter D1	Type	G	Oil hole Q	PCD	M		
																			Drill	Spot facing	Depth
GD2505JS-CDPR	25	5	3.1750	22.5	1X3	9850	23450	180	40	46	P	3	11	63	C	-	M6	51	5.5	9.5	5.4
GD2505JS-DDPR	25	5	3.1750	22.5	1X3	9850	23450	180	40	46	P	3	11	63	D	24	M6	51	5.5	9.5	5.4
GD2510JS-CDPR	25	10	3.9688	21.6	1X3	12000	25800	190	40	63	P	3	11	63	C	-	M6	51	5.5	9.5	5.4
GD2510JS-DDPR	25	10	3.9688	21.6	1X3	12000	25800	190	40	63	P	3	11	63	D	24	M6	51	5.5	9.5	5.4
GD3205JS-CDPR	32	5	3.1750	29.5	1X3	11300	31100	220	48	47	P	3	12	75	C	-	M6	61	6.6	11	6.5
GD3205JS-DDPR	32	5	3.1750	29.5	1X3	11300	31100	220	48	47	P	3	12	75	D	29	M6	61	6.6	11	6.5
GD3205KS-CDPR	32	5	3.1750	29.5	1X4	14500	41500	290	48	52	P	3	12	75	C	-	M6	61	6.6	11	6.5
GD3205KS-DDPR	32	5	3.1750	29.5	1X4	14500	41500	290	48	52	P	3	12	75	D	29	M6	61	6.6	11	6.5
GD3210JS-CDPR	32	10	6.3500	27.2	1X3	26900	58400	250	50	78	P	8	15	84	C	-	M6	66	9	14	8.6
GD3210JS-DDPR	32	10	6.3500	27.2	1X3	26900	58400	250	50	78	P	8	15	84	D	33	M6	66	9	14	8.6
GD4010JS-CDPR	40	10	6.3500	35.2	1X3	31300	80300	300	62	83	P	8	18	104	C	-	Rc1/8	82	11	17.5	10.8
GD4010JS-DDPR	40	10	6.3500	35.2	1X3	31300	80300	300	62	83	P	8	18	104	D	40	Rc1/8	82	11	17.5	10.8
GD4010KS-CDPR	40	10	6.3500	35.2	1X4	40100	100000	400	62	93	P	8	18	104	C	-	Rc1/8	82	11	17.5	10.8
GD4010KS-DDPR	40	10	6.3500	35.2	1X4	40100	100000	400	62	93	P	8	18	104	D	40	Rc1/8	82	11	17.5	10.8
GD5010JS-CDPR	50	10	6.3500	45.2	1X3	35700	98150	370	72	83	P	8	18	114	C	-	Rc1/8	92	11	17.5	10.8
GD5010JS-DDPR	50	10	6.3500	45.2	1X3	35700	98150	370	72	83	P	8	18	114	D	44	Rc1/8	92	11	17.5	10.8
GD5010KS-CDPR	50	10	6.3500	45.2	1X4	45700	130000	490	72	93	P	8	18	114	C	-	Rc1/8	92	11	17.5	10.8
GD5010KS-DDPR	50	10	6.3500	45.2	1X4	45700	130000	490	72	93	P	8	18	114	D	44	Rc1/8	92	11	17.5	10.8

Wiper material P:Plastics wiper

Refer to page 24 for NOTATION OF MODEL NUMBER.