

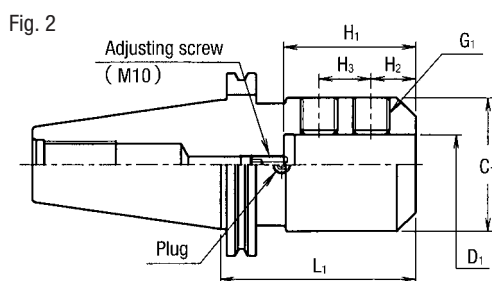
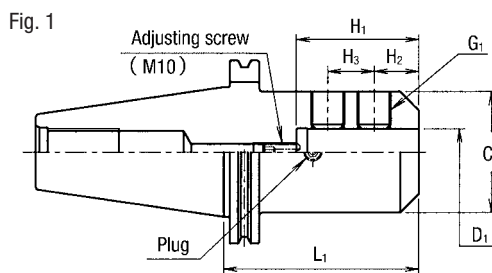
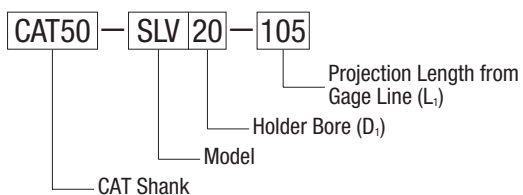
Side Lock Holders

Side Lock Holder Type V/SLV



- This is a holder for end mills and boring bars with straight shanks and flats determined by JIS B4005

Ordering Instructions



(Unit: mm)

Code No. 282	Model No.	Fig.	D ₁	L ₁	C ₁	H ₁	H ₂	H ₃	G ₁	Weight (g)
	CAT40-SLV20- 90	2	20	90	52	61(50~60)	25	-	M16	1.7
	-SLV25-105		25	105	65	66(55~65)	24	25	M18	2.5
	-SLV32-110		32	110	72	71(60~70)	24	28	M20	2.9
	CAT50-SLV20-105	1	20	105	52	61(50~60)	25	-	M16	3.7
	-SLV25-105		25	105	65	66(55~65)	24	25	M18	4.5
	-SLV32-105	2	32	105	72	71(60~70)	24	28	M20	4.8
	-SLV32-165			165						6.7
	-SLV40-120		40	120	90	81(70~80)	30	32	M20	6.4
	-SLV42-120		42	120	90	81(70~80)	30	32	M20	6.3

- This holder can be used both for coolant applications and non-coolant applications. At the time of shipment, the holder is set to non-coolant applications. (The embedded valve with hole is incorporated.)
- When using for coolant applications, exchange the embedded valve for one that does not have a hole.
- An adjusting screw (10 x 1.5) is not provided, and should be ordered separately. The H₁ () dimension is the dimension when using the adjusting screw.