

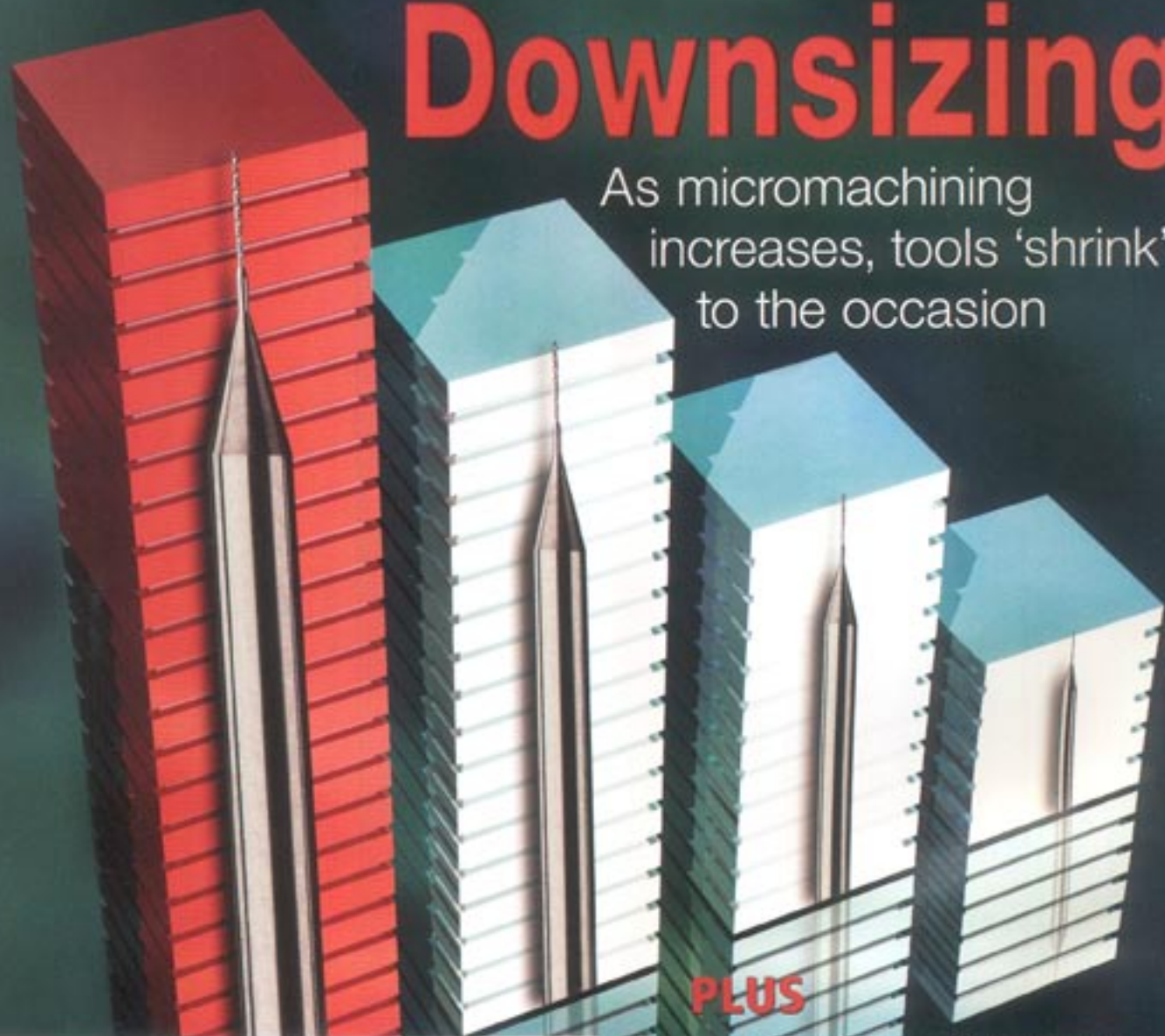
# CUTTING TOOL ENGINEERING®

JANUARY 2006

VOLUME 58 / NUMBER 1

## Downsizing

As micromachining increases, tools 'shrink' to the occasion



### PLUS

Multifunction milling tools  
Straight-flute drills  
Maintaining live tool heads  
Shops 'blend' capabilities

# Tool Geometries for a Shrinking World


Cutting tool geometry considerations when micromachining.

"I keep saying that miniaturization is a growth industry. Somebody said that's an oxymoron, but it's true," said Thomas P. McDunn, director of advanced manufacturing for EIGERlab, the center for advanced manufacturing and commercialization of micromachining technology located in Rockford, Ill. "If you look around, everything is shrinking."

Micromachining can be performed using a variety of manufacturing technologies, including EDMing and laser cutting. With chip-producing operations, such as drilling and endmilling, the microtools applied cut the tiny parts within about a 1-cu.-in. work zone. However, where the realm of macrotools stops and microtools starts is open to debate.

"We distinguish any tool  $\frac{1}{4}$ " in diameter and under as microtooling," said Walter Schneck, president of the machining division for Datron Dynamics Inc., Milford, N.H.

Joshua Milbourn, applications engineer for Cameron Micro Drill Presses, Sonoma, Calif., noted that many people do consider tools smaller than  $\frac{1}{4}$ " in diameter to be micro, but for him that's too large. "When talking about microtooling, I'm not talking about a  $\frac{1}{4}$ "



A machine built for the sole purpose of high-speed machining with microtools delivers the efficiency and quality needed to manufacture most intricate, small parts.

drill," he said. "In my mind, micro is below  $\frac{1}{8}$ ."

For others, that's still not "micro" enough. "I consider any tool  $\frac{1}{64}$ " and under as when you really start getting into micromachining," said Mike Tippet, senior development engineer for Kyocera Micro Tools, an Irvine, Calif.-

based maker of tools from 0.0015" to 0.250" in diameter.

Of course, as the tools become smaller, they start encroaching into the world of nanomachining. Performance Micro Tool, Janesville, Wis., which supplies cutters to EIGERlab, offers endmills from its Nano Tools line with

## tool geometries

diameters as small as 0.0002", or about 5 microns.

"Nanomachining would start [with tools] at 0.0010", Schnecker said. "That's where we draw line."

### Geometry at Work

When it comes to geometric features, microtools aren't just shrunken versions of macrotools. "It's not that you can take a 1/2" endmill and simply scale it down and build it at 10-thousandths," Tibbet said.

Microtools need to be engineered to provide effective chip evacuation, especially when holemaking, while still being sturdy enough to withstand the cutting forces generated and not break. One altered feature is a drill's web, the center portion of the tool that extends axially along the flute. "The web is thicker proportionally because there has to be some core to microtools," Milbourn said. "On smaller tools, you can't have a 0.0001" web; it's just not

Microtools are available in a variety of styles for milling and drilling.

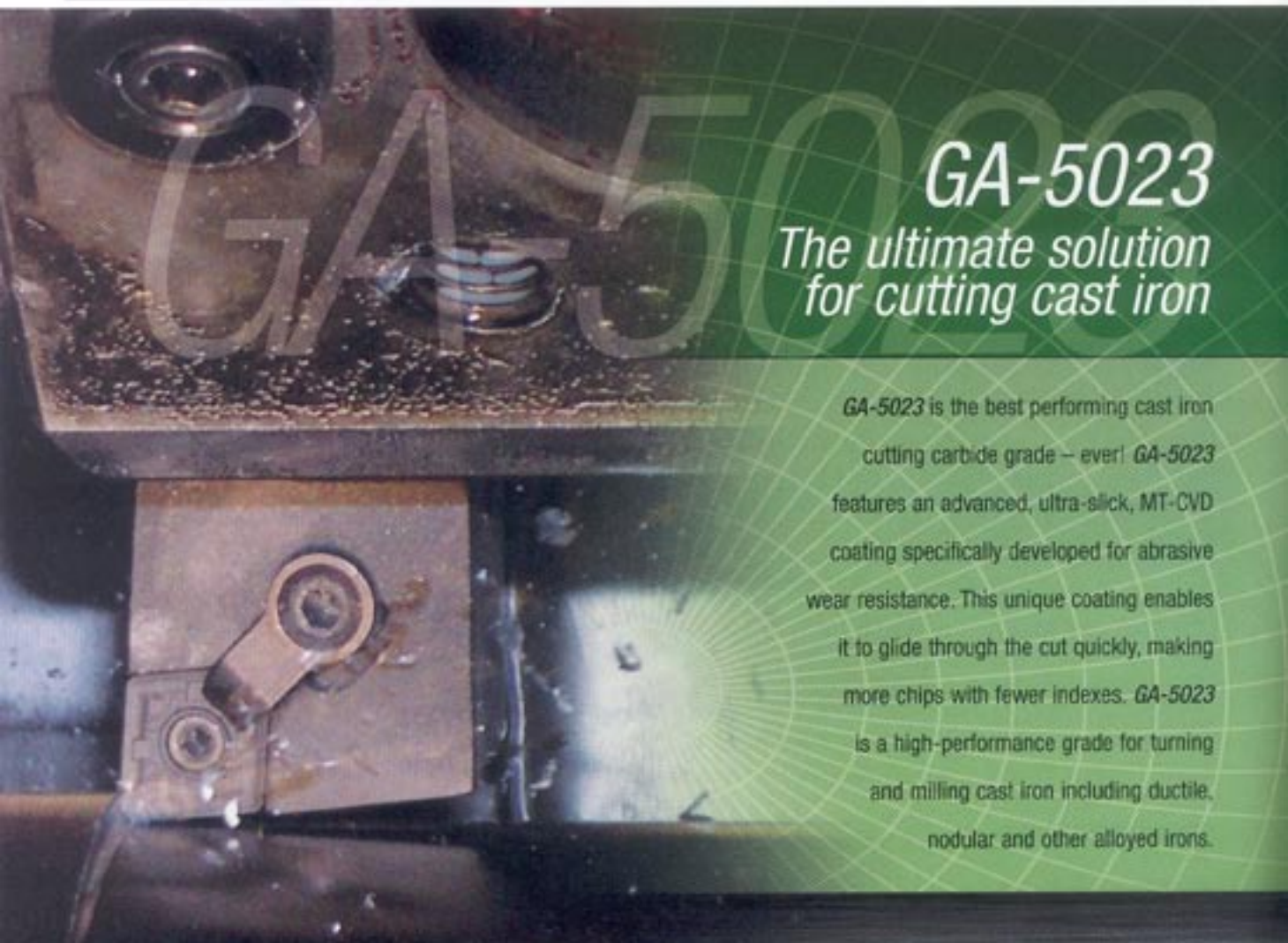


going to work."

To reduce stress on a microdrill and prevent it from binding up in the hole, back taper plays a major role. (Back taper is a slight decrease in diameter from the drill point to the shank.) The back taper on a microtool generally totals 0.0002" to 0.0005", because the flutes are often less than 1" in length. Ordinarily for a macrotool, back taper is 0.0005" to 0.001" per inch.

Another geometric consideration for microtools is edge sharpness, which becomes relative as the tool diameter gets smaller and can be a limitation to effective micromachining. What's considered dead sharp for a macrotool, say, a 25µm cutting edge radius, isn't for a microtool.

"If you have a 10-micron cutting edge radius for a microtool that's taking a 2-micron chip load, it's not



## GA-5023

The ultimate solution  
for cutting cast iron

GA-5023 is the best performing cast iron cutting carbide grade – ever! GA-5023 features an advanced, ultra-slick, MT-CVD coating specifically developed for abrasive wear resistance. This unique coating enables it to glide through the cut quickly, making more chips with fewer indexes. GA-5023 is a high-performance grade for turning and milling cast iron including ductile, nodular and other alloyed irons.



Kyocera Micro Tools

EIGERlab.

Depending on its size, a microtool might only cut properly when uncoated. According to Milbourn, a coating's benefit would be marginal, or even detrimental, for drills smaller than 0.020" in diameter. "Then, a coating is going to inhibit the ability of the drill, because it's taking up too much flute space," he said. "You fill up the flutes and then you just have a solid piece of shank that you're trying to drill with."

Others take a different view of the impact of coatings, regarding them as extending microtool life, not causing loss of edge sharpness. "There's a misconception that when you add a coating you lose that upsharp edge and get a rounded curve," said Nika Alex, product specialist for the drilling line at Mitsubishi Materials USA Corp., Irvine, Calif. "When you use a PVD coating and reduce the width of the edge preparation, you can maintain sharpness."

In other words, a heavy edge prepara-

tion provides a less-sharp edge, but one that is better able to withstand cutting forces. A light edge preparation offers a sharper edge, which allows freer cutting when drilling softer, gummier materials, but one that is more susceptible to chipping.


#### Chips Away

Although there is no formula that can determine that X number of flutes is appropriate for a tool with a diameter of Y or less, the fewer the number of flutes, the greater the possible chip load and the more space available to evacuate the chip.

When micromachining, a high spindle speed is required—for example, upwards of 80,000 rpm for a 0.007" tool—to prevent the creation of too much cutting pressure, which can lead to tool breakage.

"We run into a lot of people trying to drill a 0.005"-dia. hole with a 5,000-rpm spindle and they can't figure out why they are breaking drills," said Kyocera's Tibbet. If transferred to the

[just] considered dull, it's considered a highly negative rake," said Kanwar J. Singh, Ingersoll Machine Tools Inc.'s principal investigator for the National Institute of Standards and Technology's Advanced Technology Program. The Rockford, Ill., machine tool builder is an investing partner in EIGERlab and the individual recipient of funding from NIST for micromachining research conducted at



Contact your Greenleaf representative or call our customer service office for more information.



**Greenleaf**<sup>®</sup>  
Accelerating Solutions<sup>™</sup>

Greenleaf Sales • 1.800.458.1850  
Phone: 814.763.2915 • Fax: 814.763.4423  
sales@greenleafcorporation.com  
www.greenleafcorporation.com

*"We cut a lot of ductile iron around here. With GA-5023 we were able to increase the speed of the operation from 450sfm to 700sfm and increase the feed from .018"/rev. to .022"/rev. compared to your competitor's insert. We thought we were using the best grade available until we tried GA-5023. Send us more!"*

**Joe C.**  
Shop Manager

Another new Greenleaf Customer

Information Services #18



## tool geometries

macromachining world, that would be similar to drilling a 1"-dia. hole at an incredibly slow spindle speed. And feed rates can be off quite a bit when creating larger holes, but a large window doesn't exist when micromachining in order to avoid breaking or dulling the tool.

End users sometimes try to overcome their machines' low spindle speed by applying a tool with three or more flutes. That is OK for achieving the desired feed rate, "but it doesn't provide you with adequate chip room to remove the chips while machining," Datron Dynamic's Schneckner said.

He added that by increasing the spindle speed, single-flute tools produce a greater chip load. "Our single-flute endmills create a huge chip load that allows us to really fling the chip out of the channel," Schneckner

said. "The chip is the enemy of such small tools." He added while single-flute tools are the most efficient in terms of chip evacuation, they sometimes cut a little rough compared to multiple-flute tools.

When drilling, coolant can be effective for evacuating chips, but coolant works best when it's able to reach down to the bottom of the hole to flush chips out. To promote this, at least a couple toolmakers offer through-coolant microdrills. One is Mitsubishi Materials, which makes them in metric sizes from 1mm to 3mm and inch sizes from 0.0394" to 0.1200". Currently, the microdrills are able to drill holes up to 5 diameters deep, and, Alex noted, the company plans to introduce drills that go 10 diameters deep



Allen Science

As power transmission systems become smaller, the mechanisms that power them and transfer that power into another form shrink in size, such as this propeller and gear produced using micromachining techniques.

within a few months.

For deep-hole drilling, "we have a wavy cutting edge design and special flute geometry to promote smooth chip evacuation," he said.

However, a through-coolant micro-drill should be used in conjunction with a pilot drill. Alex recommends creating a starter hole 1 diameter to 3 diameters deep with a pilot drill to help with hole location and prevent breakage of the main drill. Ideally, if hole tolerance permits, the pilot drill should

## TRU TECH

*Systems*

## TRU TECH SYSTEMS

877-TRU-TECH • [www.trutechsystems.com](http://www.trutechsystems.com)

## Cool Drills.

Keep your drill point cool with the new ICE-Carb Internal Coolant Drill for drilling depths up to 7x diameter.



## SGS

Solid Carbide Tools

[www.sgstool.com](http://www.sgstool.com)  
330-686-5700

## MITSUBISHI

MITSUBISHI MATERIALS

[marketingservices@mmus.com](mailto:marketingservices@mmus.com)

World leader in carbide tooling.

We offer a comprehensive range of exceptional metal cutting products for drilling, milling, turning and more.

## 800-523-0800

CARBIDE GRADE SELECTION MADE EASY. Rotary Tool Blanks from SANDVIK.

Switch On  
>>>YOUR PRODUCTIVITY<<<



SANDVIK  
Sandvik Hard Materials

## tool geometries

be slightly larger than the through-coolant drill. For example, the pilot drill should be 1.1mm when followed by a 1mm drill.

"That way, you reduce the premature wear on the outer margin of the drill," Alex said.

In addition, if a through-coolant drill has a 140° included angle on its point, the pilot drill needs to have an included angle of 140° or greater. Using a pilot drill with a smaller angle might cause the main drill to hit one of its corners upon entry, diminishing tool life, hole-location accuracy and diametrical stability.

Another manufacturer of through-coolant microdrills is Mikron Corp. Monroe (Conn.). The diameter range is from 0.0394" to 0.1575", in increments of 0.00197", and the long version is able to drill holes up to 15 diameters deep with minimal pecking. Mikron



This gripper part demonstrated how EIGERlab's tabletop microfactory is capable of machining, inspecting, assembling and welding.

also makes a line of drills for centering and pilot drilling in one step.

Mikron recommends using a cutting oil as a lubricant for best results, and, as alternatives, water-based coolant with extreme-pressure additives or minimum-quantity lubrication. "In our R&D lab, we use oil with a viscosity that allows us to do anything we want with a 2-micron filter before the pump

and a few thousand psi," said Robert Couture, manager of technical sales for Mikron. "A lot of people don't have that, so they use coolant."

### Under Pressure

Although Mitsubishi Materials states that the coolant filter used must be able to capture particles smaller than 5µm to prevent blockage of coolant-through passages, Couture doesn't view plugging of passages with coolant debris as the primary concern. "We're not afraid we're going to clog the hole with sludge," he said, "but if one of the chips doesn't get flushed out and gets stuck in one of those two little holes, that's what we worry about. So pressure is important."

He added that the smaller the drill, the more critical the pressure is. However, Mikron doesn't recommend a

G6



**BALINIT® HELICA PVD Coating**  
gives your drills that extra twist

**balzers**



Balzers, Inc.  
Phone (800) 792-9223  
[www.bus.balzers.com](http://www.bus.balzers.com)  
[info.us@balzers.com](mailto:info.us@balzers.com)

**HIGH PRODUCTIVITY CUTTING TOOL TECHNOLOGY**

**SECO**  **carboly™**

[www.secocarboly.com](http://www.secocarboly.com)

**GENERAL  
INSPECTION**

**GENERAL INSPECTION**

**888-817-6314 • [www.geninsp.com](http://www.geninsp.com)**

**ARCH MICRO TOOL**

**877-335-7520 • [www.archmicrotool.com](http://www.archmicrotool.com)**

**ARCH MICRO TOOL**

## tool geometries

minimum coolant pressure. "I've been successful with a 1.5mm drill going 15 diameters deep in tool steels and mold steels with just 350 psi, but that was with water-soluble coolant, not oil," Couture said. "There is a big difference in their viscosities, so unless I had an oil with real-good viscosity, that might not have turned out so well."

Even on low-pressure machines, Mikron says its internal-cooling system provides optimal cooling and lubrication at the cutting edge. This is aided by the shank's Powerchamber for through-coolant drills up to 0.0984" in diameter. According to company literature, the Powerchamber guarantees a sufficiently large flow of coolant even at low pressure by ensuring that there is always some coolant in the chamber, which is behind the coolant passage.

Mitsubishi Materials, on the other hand, recommends a minimum pressure, which needs to be delivered from a positive-displacement-type coolant pump. "You have to have a minimum of 600 psi of coolant to evacuate the chips," Alex said. "If you can deliver more than 600 psi, that would be to your benefit."

As an alternative to through-the-tool cutting oil and water-based coolant, Datron Dynamics' Schnecker suggests ethanol. Ethanol is a form of alcohol that occurs naturally in the sugar fermentation process and exhibits a lower-than-water viscosity, which enables it to penetrate the

## Small machines for small-parts production

**W**hen micromachining workpieces within a 1-cu.-in. work zone, the level of accuracy required increases proportionally compared to macromachining.

"If a 1-cu.-meter machine can hold a tolerance of 0.0001", then a machine that is, say, 1/100th smaller, should be able to hold 0.00001", said Kanwar J. Singh, principal investigator for NIST ATP at Ingersoll Machine Tools.



A 5-axis milling machine used for application research at EIGERlab that's capable of producing miniature parts with complicated features, such as contours and undercuts.

He added that if you need to make small parts, you need small machine tools. "It's not that you can't [micromachine] on larger machines, but you will not achieve the required accuracy."

But a machine for micromachining isn't simply a scaled-down version of

a larger machine. Some components need to be eliminated, such as collet chucks, so that tool runout is kept to an absolute minimum.

Although micromachining centers are commercially available, EIGERlab built its own 5-axis milling machine, duplicating a design developed by the University of Illinois at Urbana-Champaign. "They designed it as a test bed and we're doing application research with it," said Drew Witte, research engineer for Alion Science and Technology, Rockford, Ill. (Alion is an EIGERlab partner.)

He noted that the machine has a 160,000-rpm pneumatic spindle, a 30mm x 30mm x 30mm work zone, a microscope to monitor and inspect tool condition, and an encoder resolution, or positioning accuracy of the linear stages, of 20 nanometers. The workpiece is positioned on an X- and Y-axis table and a rotary table, and the spindle is on a B-axis stage. "Both the workpiece and tool move in and out," Witte said.

The micromachining research center is looking to add a laser-based tool-monitoring system. "Eventually, the goal is to commercialize a machine like this," Witte said.

—A. Richter

tool/workpiece interface better than other coolants. The ethanol is delivered via a spray-mist system, and etha-

no's low evaporation point makes it an efficient cooling and lubricating agent for machining at speeds up to 60,000

### Quote and order solid carbide solutions in 1 minute. Now.

tungstentoolworks.com

**TUNGSTEN TOOLWORKS®**

Customize Yourself.™

800 854-2431

A Tool Alliance Company • Huntington Beach, CA



View the  
Demo Video  
Online!

**Solution:** Customized solid carbide sub-miniature end mill for high speed engraving.

.025" diam • .040" LOC • 1-1/2" OAL w/neck  
2-flute ball RHS/RHC solid carbide end mill  
CNC-precision ground from Sandvik® H10F with  
SmoothGrind® & SmoothCoat® in-house PVD coatings!

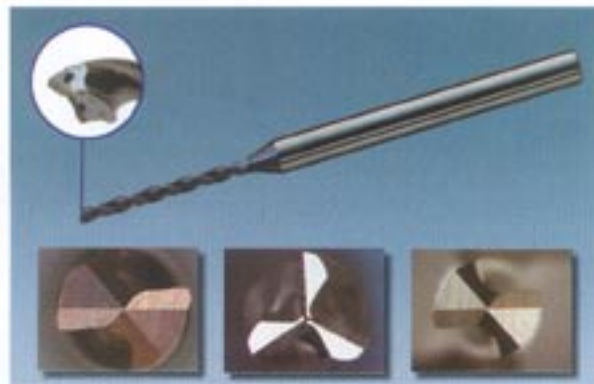
Custom manufactured for you only at  
[www.tungstentoolworks.com](http://www.tungstentoolworks.com)

25 pieces @ \$28.65 • 9 business day delivery  
Blueprint provided upon quotation in real time

Information Services #108

## tool geometries

rpm or higher. "Flood coolant sometimes instills transfer energy, warmth and heat into the part and causes thermal growth of the part," Schnecker said. "We never have that problem with ethanol, because the part comes off the machine ice cold."



Drill point geometries, from left to right, for Mikron's CrazyDrill Steel, CrazyDrill Alu and PilotDrill. The through-coolant CrazyDrill Cool drill (top) is able to drill up to 15 diameters deep.

Because ethanol simply evaporates, the costs associated with disposal are eliminated. Also, ethanol does not leave any residue on parts, thus eliminating any secondary degreasing operations.

However, ethanol should only be used when machining nonferrous materials. "The reason why we don't

recommend ethanol for ferrous materials is that steel-based materials have a tendency to spark," Schnecker said. "Flood coolant extinguishes those sparks while the ethanol would create a very volatile scenario."

However, like the macro world, applying a metalworking fluid isn't always needed when micromachining. EIGERlab micromachines dry "because we don't like the mess factor," McDunn said. Although coolant can aid chip evacuation, eliminating it may not be detrimental in connection with removing heat from the tool/workpiece interface. McDunn noted that the tool tip is exposed to a certain amount of heat, but the heat dissipates quickly.

"The mass of the machine is such that the thermal effects we run into in the macro world sort of get scaled out in the micro world."

Regardless of their differences, all those interviewed for this article agree that micromachining is becoming more common. Nonetheless, it is a niche, but one that can complement the macro-machining—and even nanomachining—worlds.

"The future is going to be about flexibility and the ability to integrate with changes in the manufacturing industry that are happening right now," Schnecker said. △

For more information, visit "Archived Articles" at [www.ctemag.com](http://www.ctemag.com) and enter the keyword "micromachining."

## The following companies contributed to this report:

**Alion Science and Technology**  
(815) 316-6341  
[www.alionscience.com](http://www.alionscience.com)  
Information Services #320

**Cameron Micro Drill Presses**  
(800) 369-7769  
[www.cameronmicrodrillpress.com](http://www.cameronmicrodrillpress.com)  
Information Services #321

**Datron Dynamics Inc.**  
(603) 672-8890  
[www.datrondynamics.com](http://www.datrondynamics.com)  
Information Services #322

**EIGERlab**  
(815) 965-ELAB  
[www.eigerlab.org](http://www.eigerlab.org)  
Information Services #323

**Ingersoll Machine Tools Inc.**  
(815) 316-6362  
[www.ingersoll.com](http://www.ingersoll.com)  
Information Services #324

**Kyocera Micro Tools**  
(888) 848-8449  
[www.kyoceramicrotools.com](http://www.kyoceramicrotools.com)  
Information Services #325

**Mikron Corp. Monroe**  
(203) 261-3100  
[www.mikrontool.com](http://www.mikrontool.com)  
Information Services #326

**Mitsubishi Materials USA Corp.**  
(800) 523-0800  
[www.mitsubishicarbide.com](http://www.mitsubishicarbide.com)  
Information Services #327

## REDUCE YOUR TOOLING SEARCH Call Dillon Manufacturing, Inc. Chuck Jaws

1.5mm x 60° Jaws	Full Grip Jaws (all styles) Aluminum-Steel-Cast Iron	Acme Key Style Jaws	SMW-Base Jaws	Lock-Jaw - Quick Change Chuck Jaw System
3.0mm x 60° Jaws	Metric Tongue-and-Groove Jaws	Square Key Style Jaws	SMW-Monoblock Jaws	Quick Change Chuck Jaws
1/16" x 90° Jaws	6061 Aluminum Jaws (all styles)	Modified Top Jaws (all styles)	Bullard Jaws	ISO 9001:2000 Registered
3/32" x 90° Jaws	4140 Steel Jaws (all styles)	Hard Jaws (all styles)	A-2 Steel Jaws (all styles)	Made in the USA
Tongue & Groove Jaws	8620 Steel Jaws (all styles)	Jaw Nuts - Jaw Keys (all brands)	S-7 Steel Jaws (all styles)	NB Jaws (New Britain)

Send For A Catalog: **Dillon Manufacturing, Inc.** • 2115 Progress Drive, Springfield, OH 45505

800-428-1133 • Fax: 800-634-6480 • [www.dillonmfg.com](http://www.dillonmfg.com)

Information Services #12